



Data Support Drives ORE Core Success

A 'Grassroots' Collaboration of ORE and DMSC



October 17, 2024 | ADRC Data Core Session
Eric Vidoni, Jeffrey Burns, and Tina Lewandowski

Disclosure: No conflict of interest to the information shared in this presentation.

KU ALZHEIMER'S DISEASE
RESEARCH CENTER

The University of Kansas Medical Center

Critical Shift to Meet Center-Wide Recruitment Targets

- **Prioritize Recruitment**
 - Vital to the science
 - Academic value
- **Integrated Systems and Operations**
 - Centralized recruitment for trials and studies
 - Complex, multi-step, multi-tiered operation
 - Need for regular reporting
- **Professionalize**
 - Customer focused
 - Potential participants
 - Study teams
 - Underrepresented groups



Eric Vidoni, PhD
ORE Leader

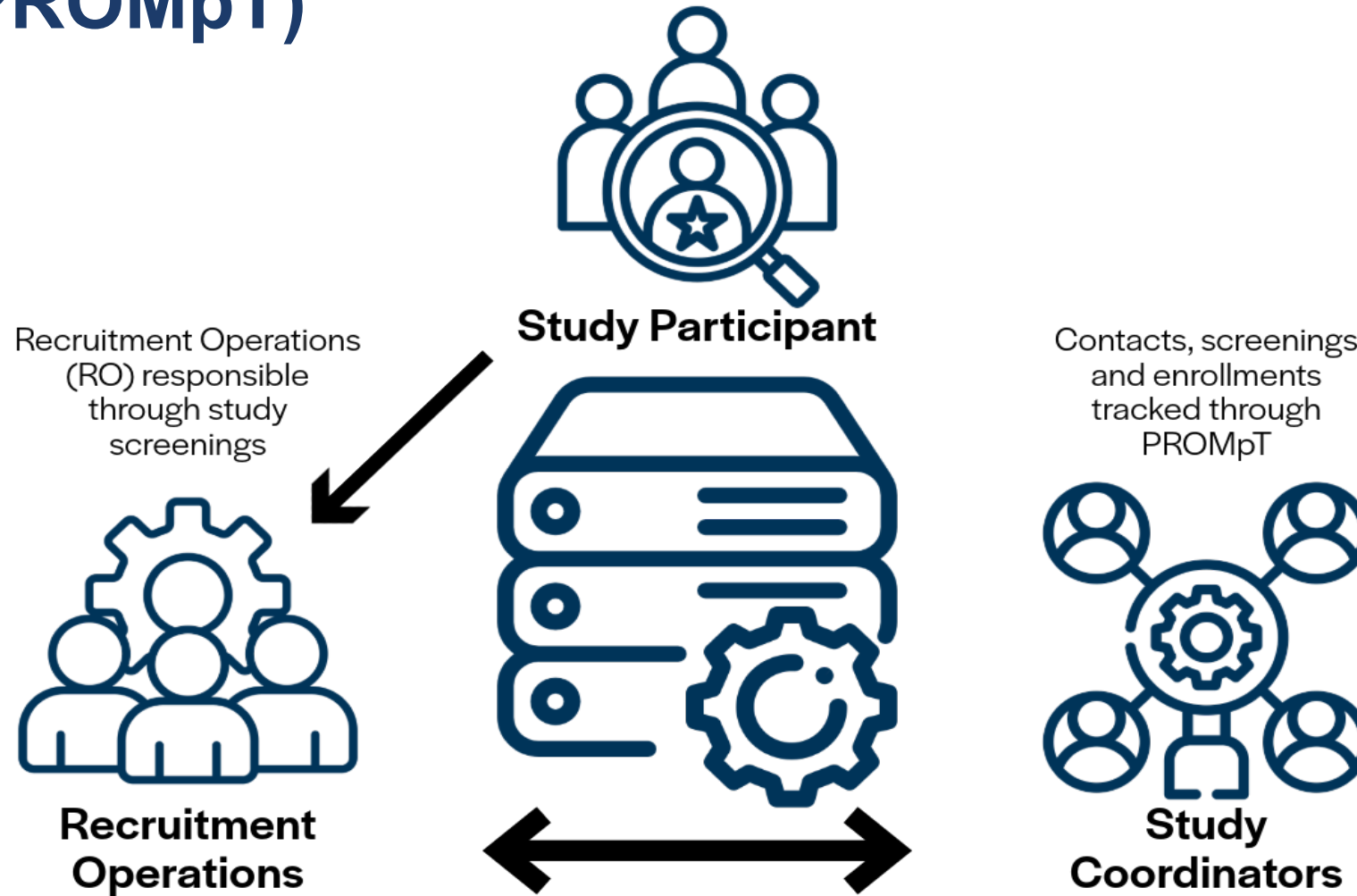




Centralize ORE Functions

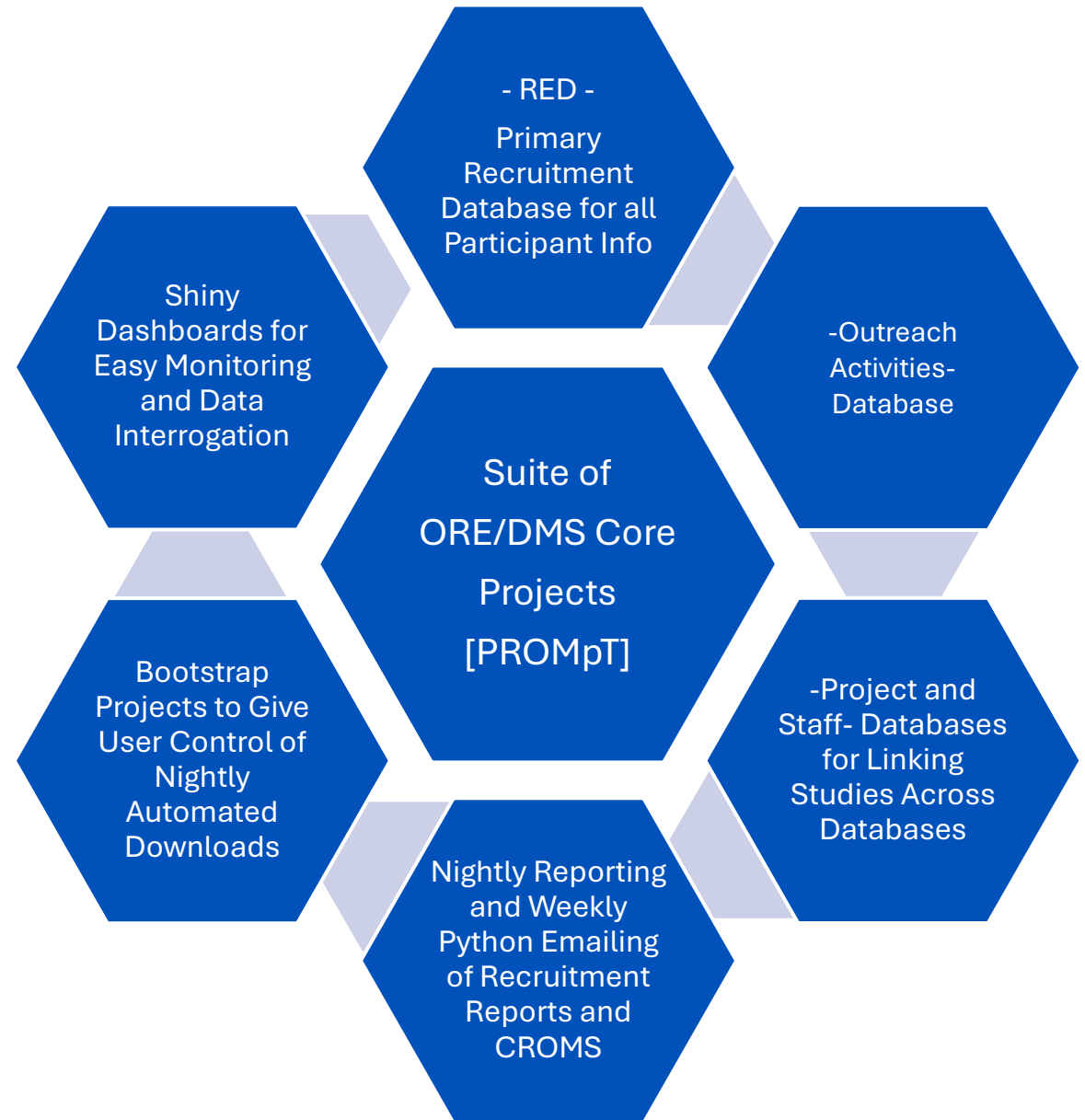
- ORE composed of two dedicated teams
 - Engagement team
 - Recruitment team
- Customer Relations Management
 - Custom-built CRM in REDCap
- Fully align with clinical teams (CRO and independent teams)

Participant Relations and Outreach Manager for Trials (PROMpT)



PROMpT Data

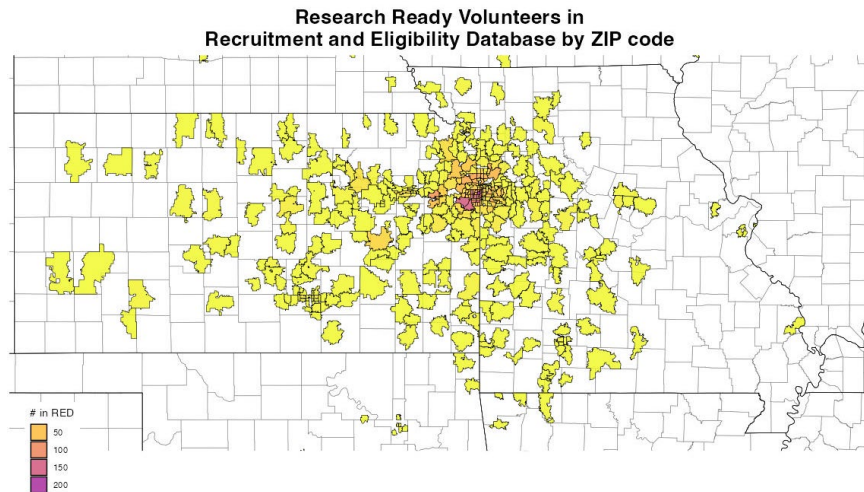
- Registry
- Participant Relationship Manager
- Recruitment Data Explorer
- Outreach Activity Tracker
- Contact Tracker
- Reporting Tool



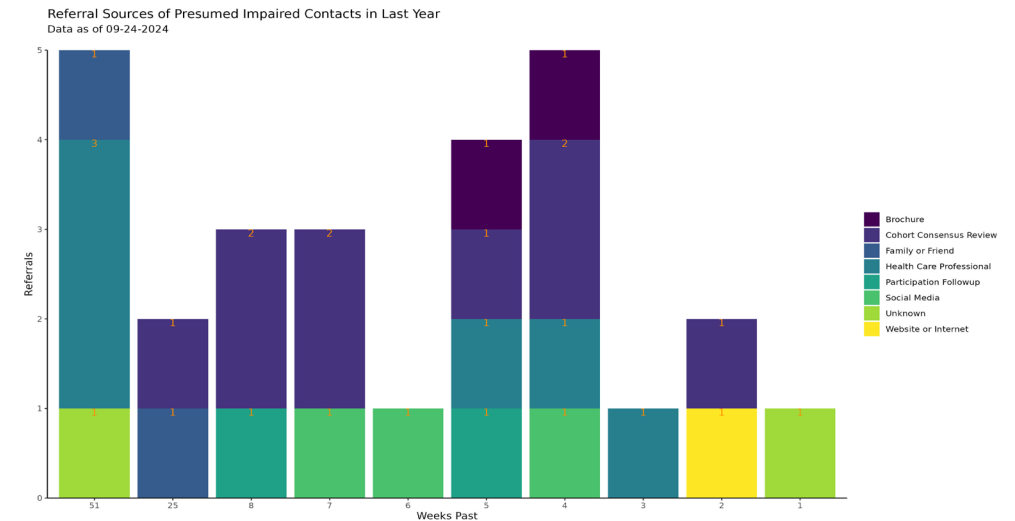
Data Allows Us to Enhance Communication with Study Teams

- Nightly recruitment reports explorable with Shiny Dashboards
- Regular meetings and discussion with study teams to make decision based on PROMpT data

Latino Registry participants for a remote caregiver conversation



Source of recent referral for a conversation on referral yield after Social Media push



Data Creates Value for Investigators

- Accessible P30 RPPR tables and reports
- Monthly CROMS reports to PIs
- Regular recruitment activity reports for study teams
- Provides explorable data for interrogating engagement ROI

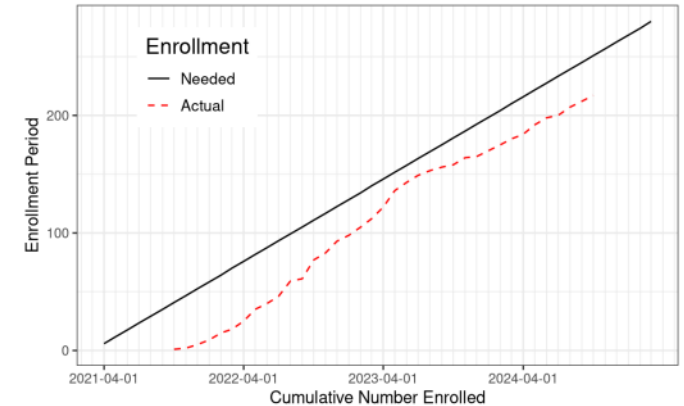
Study Nickname	COMET
Study IRB #	146904
PI	EricVidoniAmandaSzaboReed
Coordinator on Record	Heather Dooly
Recruitment Start Date	2021-04-01
Recruitment Projected End Date	2025-03-01
Participants	Total
# To-date Passed-off	481
# To-date Contacted	572
# To-date Enrolled	217
# To-date Screen Failed	266
# To-date Completed	157

Racial/Ethnic Minority

125
52
64

Recruitment Accrual Plot:

Actual vs. Needed Enrollments for COMET



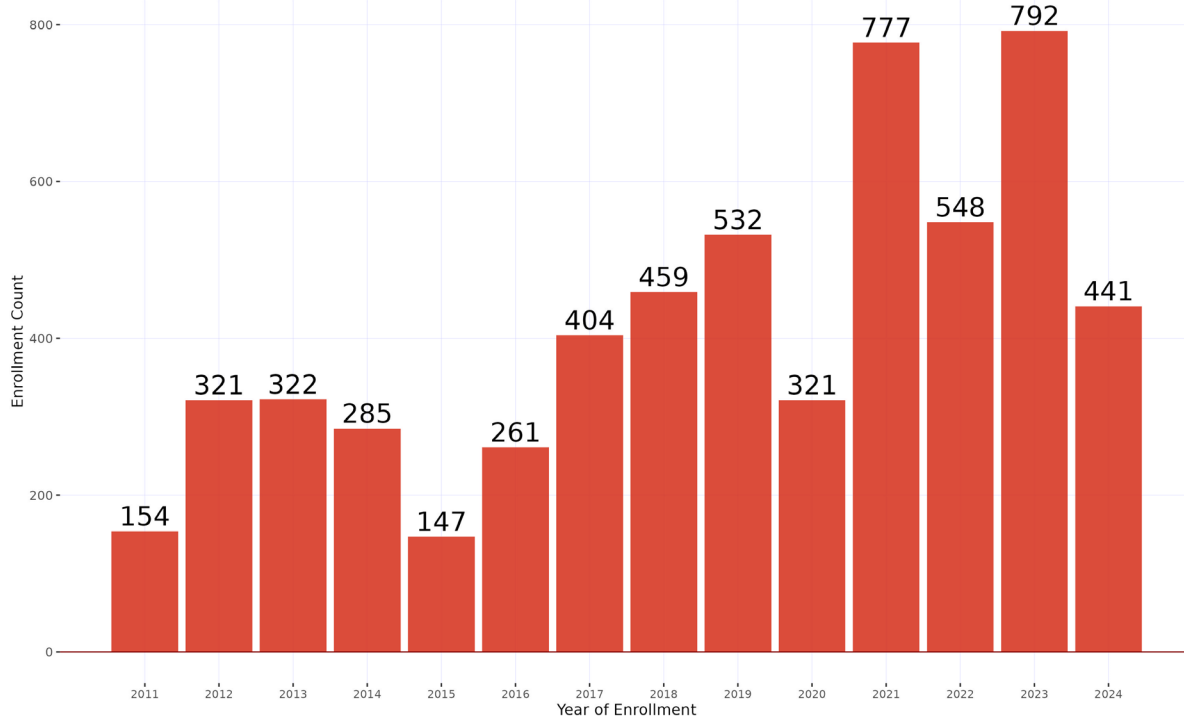
Recent Passoffs Table:

	Non-impaird	Unknown
Oct-2024	1	0
Sep-2024	4	0
Aug-2024	15	0
Jul-2024	6	0
Jun-2024	4	0
May-2024	8	0

Data Allows Us to Monitor Key ORE Metrics

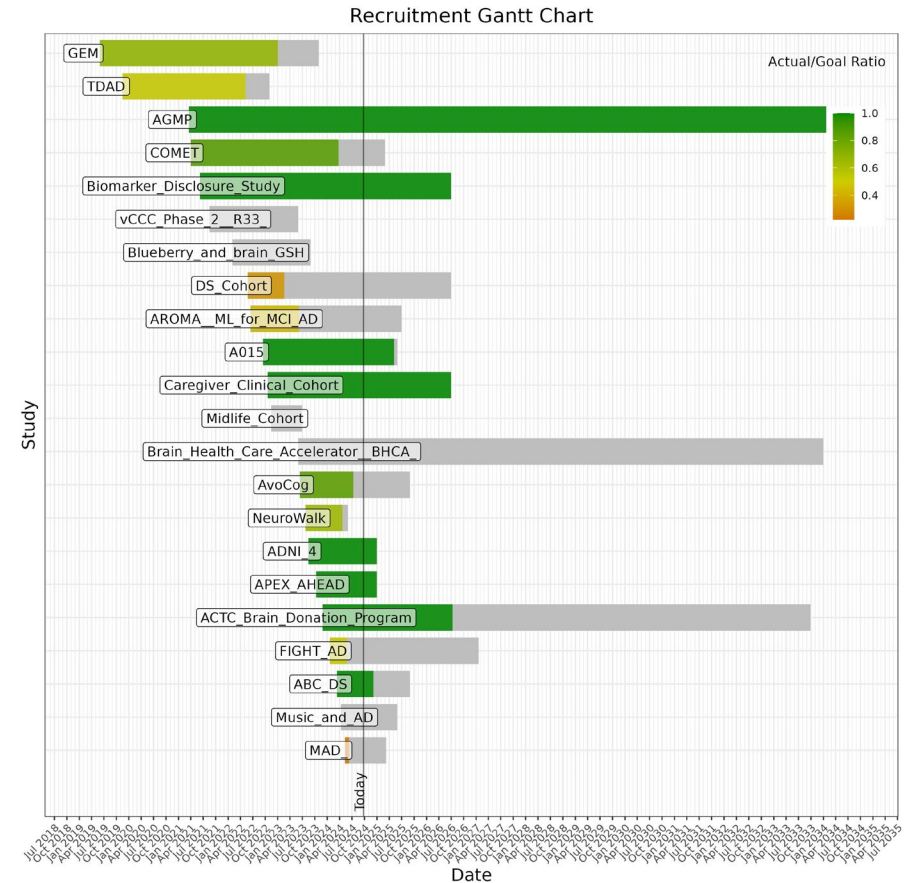
Annual enrollments

Annual Enrollment in KUADC Supported Studies as of 09-24-2024
Enrollment counts in graph are for any ADC study (not BAP, GeneMatch, or APP).



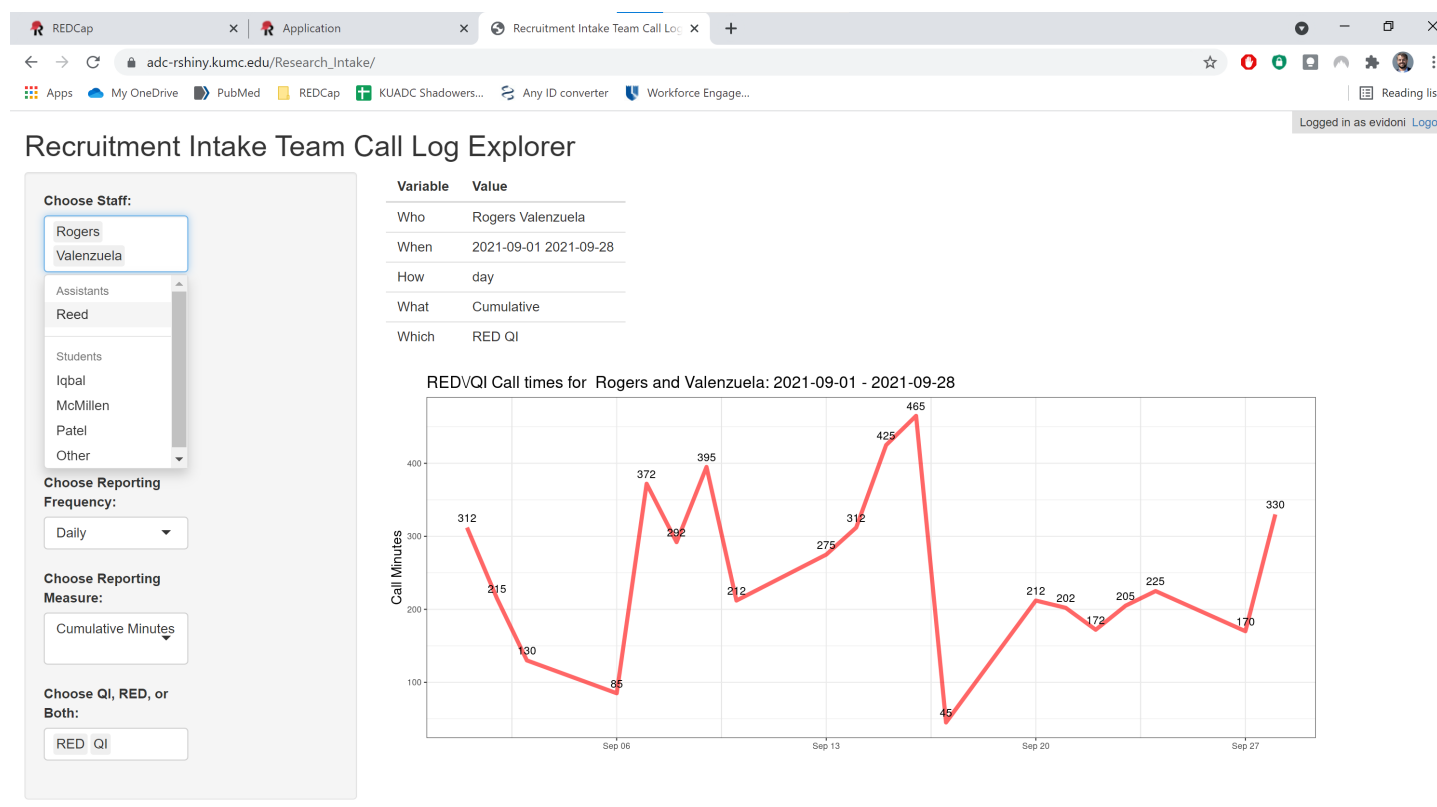
The current year's count includes information from September.

Actual enrollment rates compared to target rates



Monitoring Activity and Efficiency

- Provides data for quantifying central recruitment activity





PROMpT Beyond KU ADRC

- PROMpT innovation and inspiration
 - Vanderbilt's PITCH
 - University of Washington
- Participant Dashboard Portal
- Potential Central PROMpT / U(R)DS for all ADRCs



Data Allows Us to...

- Centralize recruitment across ADRC studies
- Fill research studies efficiently
- Make data-driven decision
- Streamline communication between ORE and study teams
- Enhance customer service experience
- Provide regular and accessible reporting
- Monetize ORE services
- Standardize processes and functions